

Inside OpenOps

The No-code FinOps Solution Transforming Cloud Efficiency

Workflow addressing idle RDS instances



Table of Contents

1. FinOps as a Two-tier Problem: Visibility & Automation

The Landscape Of FinOps Solutions Today

02

2. Existing Solutions (and How They Fall Short)

The Trade Off Between Customizability, Total Cost Of Ownership, And Scalability

02

3. Bridging the Gap: OpenOps

A Culture-Centric, No-Code Solution To Transform Your FinOps Practice

03

4. Use Cases

Idle RDS De-Provisioning, Anomaly Management & Unit Economics

04

5. Who is OpenOps?

The Story And Team Behind The Solution

05



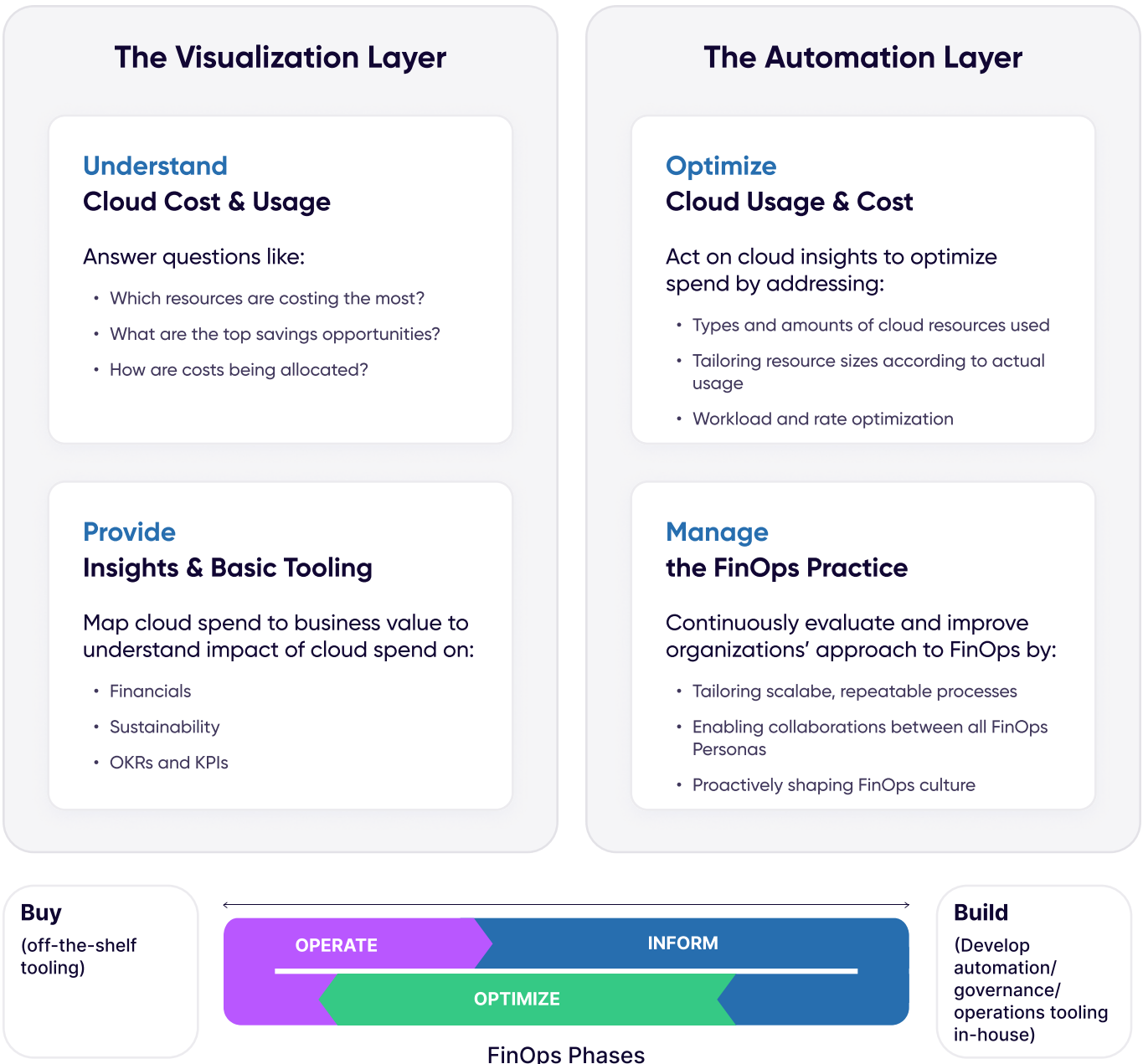
FinOps as a Two-tier Problem: Visibility & Automation

In FinOps, solutions typically fall into two distinct layers: **Visibility** and **Automation**.

Visibility solutions detect and highlight financial anomalies and inefficiencies, while **automation solutions**, a more recent innovation, offer workflows to actually remediate the inefficiencies detected as well as facilitate governance and streamline operations.

Within this second layer, companies often confront a crucial decision: whether to invest in an **off-the-shelf** automation solution or develop a **custom-built** tool internally.


FinOps Domains & Capabilities





Existing Solutions (and How They Fall Short)


1. FinOps Visibility Tools


Existing CSP-provided visibility tools provide **insights** into cloud spending and usage, but do not offer **actual solutions** to the issues they surface. For example, AWS Cost Explorer will let you know that there are detached EBS volumes or idle EC2 instances, but will not let you easily clear them with confidence. In essence, the CSP-provided tools **do not effectively address the automation** of cost management tasks or the remediation of financial inefficiencies.


CloudHealth


Apptio



AWS Cost Explorer



Azure Cost Management



Google Cloud Monitoring


2. Specialty Tools

Organizations address shortcomings in visibility tools by turning to off-the-shelf automation solutions. These offer **scalability**, best practices, and are more appropriate than CSP-provided tools for certain verticals, but **lack flexibility** to tailor implementations to company needs. Automation tools also often over-correct with forced code changes.


Zesty


Kubecost


Granulate


Datafy

✦ The sweet spot

This spot is the missing piece: an integrated tool – one that “knows” what’s wrong, understands how to fix it, and offers an easy way to build custom automations that apply to each and every use case.

⚙️ 3. Custom-Built Tooling

Facing limited customizability and control over automations, companies often turn to custom-built solutions. These provide the necessary customization but come with high costs and ongoing maintenance requirements, often countering cloud efficiency gains.





Bridging the Gap: OpenOps


OpenOps combines the strengths of both custom-built and off-the-shelf automation, offering a flexible, customizable platform that leverages best practices and scalable features. It enhances visibility solutions and serves both technical and non-technical users, providing a unified approach to cloud optimization across the organization. By preventing vendor lock-in, OpenOps helps avoid costly infrastructure adjustments and suboptimal solutions.


The Visualization Layer


OpenOps integrates with visibility solutions to create ideal workflows and processes.



AWS Cost Explorer


Azure Cost Management



Google Cloud Monitoring


Apptio


Cloudhealth



Anodot


The Automation Layer





OpenOps is a FinOps automation platform that focuses on customizability through a No-code approach, allowing for flexibility while not compromising best practices and scalability.


OpenOps provides an automation platform with human-in-the-loop integrations that:


 Provides out of the box workflows


 Enables workflow management


 Prevents vendor lock


 Provides BI and insights



Every Day



Get Opportunities



Enrich data

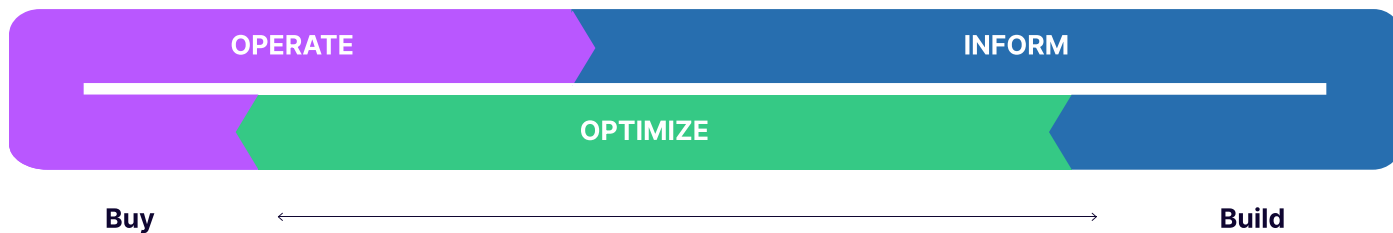

Find Owner


Aggregate


Ask to remediate


Approved


Run remediation



Pre-packaged workflows

Ready-made, best-practice workflows provided for top spend areas including


- ✓ EC2 instance rightsizing
- ✓ Idle RDS volumes
- ✓ Unused resource detection
- ✓ Bulk deletions

Avoid Vendor Lock

- ✓ Flexibility and cost control
- ✓ Compatible with AWS, Azure, Google Cloud, and more
- ✓ Supports multi-cloud strategy

Operations & Monitoring


- ✓ Manage workflows and assess security with Test, Version, Export, and Integration Management for all connections
- ✓ Monitor by visualizing past runs and retrying failed steps
- ✓ Host with a mono-tenant customer environment





Building Workflows: Tailored Customizability


Broad Data Source Support

Buckets & Storage



Amazon S3



AWS volumes listing



Azure Blob Storage



Google Cloud Storage

Analysis Tools



Azure Advisor



Google Cloud Recommender


AWS Compute Optimizer



AWS Trusted Advisor


Self-Hosted Databases



MySQL



Postgres

Managed Databases



Cloud Firestore


Azure SQL



Google Cloud SQL


Amazon RDS


Raw Reports


AWS CUR files

Cloud Apps


Google Sheets


Local Resources



Local Files


➕ And 100 more integrations


Utility Pieces

- Assign and group resources
- Loops, binary, multiple, conditional branching
- Custom node/TS code
- Data mapping, text and math helpers


Branching


Advanced Scheduling


Custom Code


Data Mapper


Secure AI Capabilities


- Built-in AI functionalities
- Secure and private
- Generate custom pieces and end-to-end workflows


External Integrations


Integrate internal tools for notifications, task and project management, and engineering efforts into workflows:


Communication and Ticketing


MS Teams



Slack



Discord



Pager Duty



Gmail


Task and project management


Jira


Monday


Notion


Asana


Trello

Version Control/IaC/Development


GitHub


Terraform


AWS Cloud Formation


Azure Resource Manager

Infrastructure


Postgres


MongoDB


DynamoDB



Human-in-the-Loop Automation with OpenOps

Task Efficiency Without Automation Anxiety

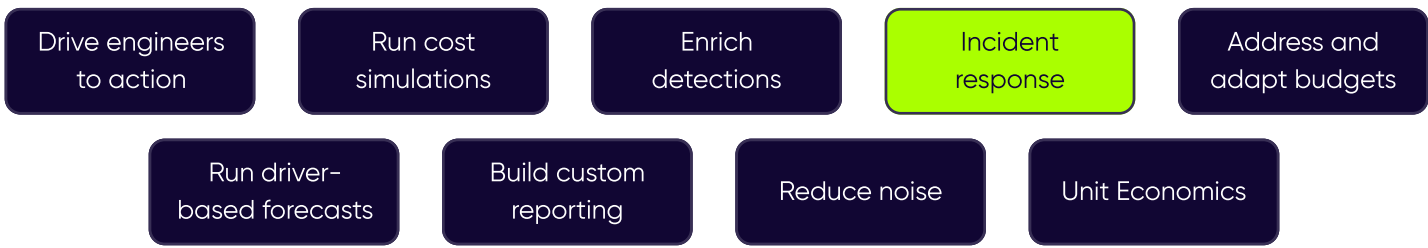
OpenOps streamlines cloud optimization by automating repetitive tasks, enabling FinOps practitioners to efficiently manage resources with a single click. To mitigate concerns around full automation—such as large-scale deletions—OpenOps integrates Human-in-the-Loop mechanisms, ensuring critical operations always involve human oversight.

Seen below, you can create a workflow in OpenOps that flags idle RDS instances for review, prompting human approval before any scaling down or termination actions are taken, giving you both control and efficiency.

Safe De-provisioning of Idle RDS Instances



OpenOps Use Cases



Anomaly Management with OpenOps

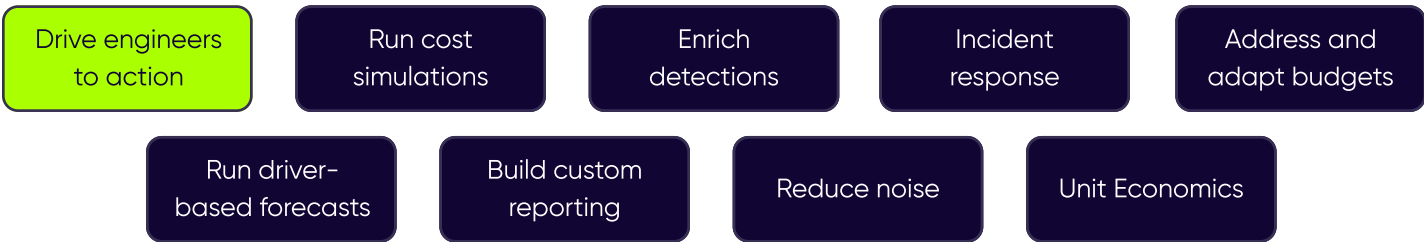
The Safety Net for FinOps

OpenOps addresses concerns around unexpected cloud costs and vendor lock-in. The workflow highlights an example workflow to find and address anomalies. The workflow first detects cost anomalies then aggregates the results into a unified table, with the option to connect to a database, Google Sheets, or MS Excel for further analysis. Notifications are sent via slack, providing real-time updates where teams already collaborate. The workflow is automated where needed but maintains transparency and flexibility, ensuring no reliance on a single vendor while still leveraging familiar platforms.

Managing Cost Anomalies with Integrated Feedback Loops



OpenOps Use Cases

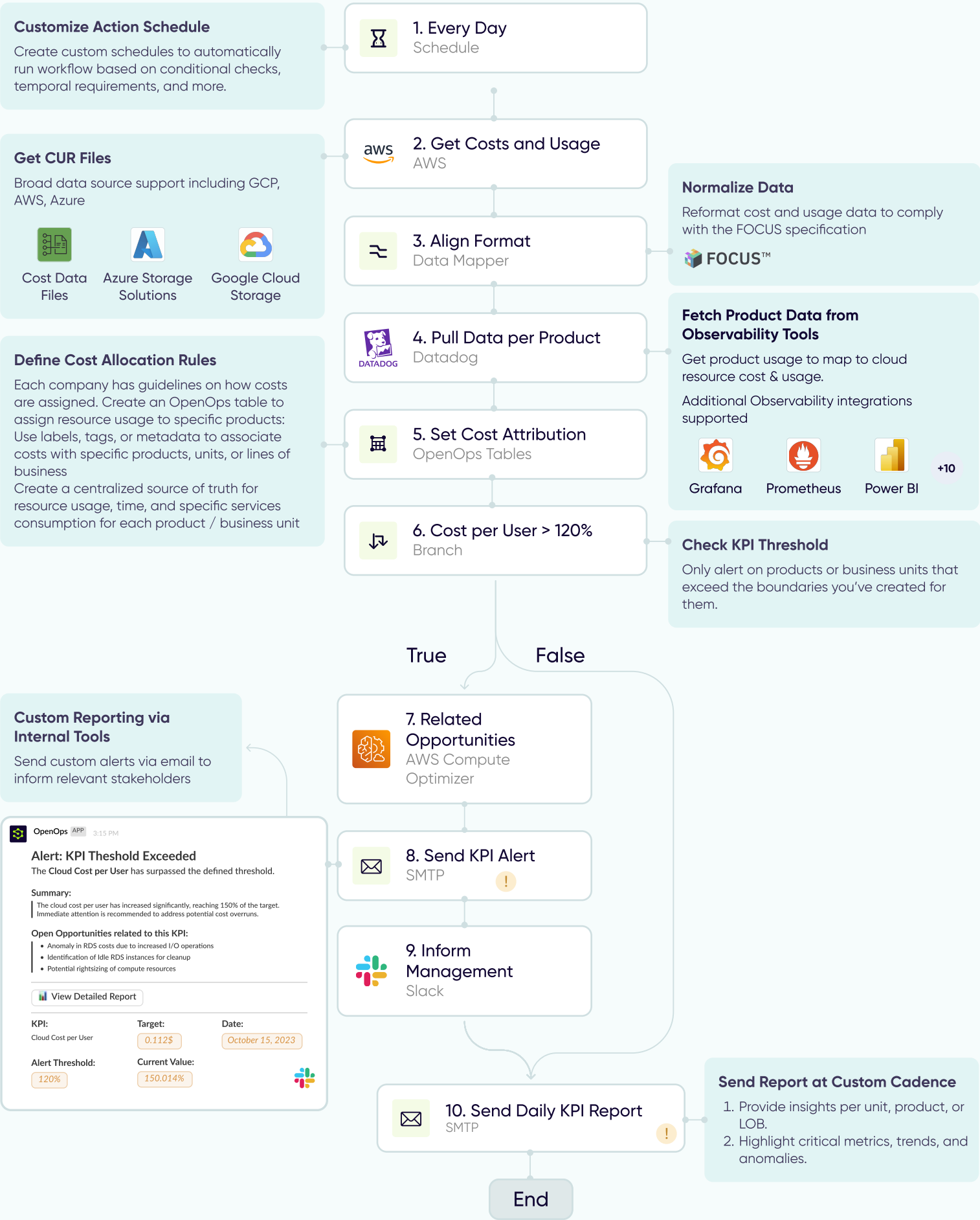


Unit Economics with OpenOps

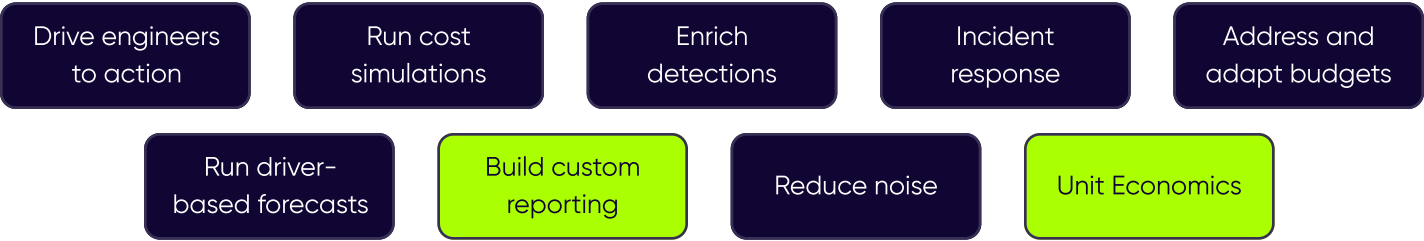
Complete Data Equals Complete Visibility

Unit economics in FinOps revolves around data-driven decisions. To make confident decisions, full visibility into data is a necessity. OpenOps provides a single source of truth for all costs and decisions, ensuring complete visibility and facilitating effective remediation. Full insight into complete data enables long-term savings and simplifies complex decisions. The workflow below highlights aggregating data, allocating costs, and making informed decisions with OpenOps.

Analyze, Allocate, and Address Spend



OpenOps Use Cases



Who is OpenOps?

OpenOps is transforming the paradigm of efficiency of FinOps. Founded by deeply technical product leaders Amit Saar and Rita Gorokhod, OpenOps is raising the standard of practice from detection of issues in cloud management and spend to customized, efficient remediation. Founded on a horizontal approach, OpenOps overcomes barriers in cloud optimization stemming from challenges in cross-team collaboration and communication.

<1%

of bill in open, unchecked opportunities

50%

less engineering time required

Meet the Founders

Amit Saar

Co-Founder & CEO



Amit has spent almost 2 decades working in cloud environments in technical and managerial roles. He combines his software proficiency and leadership to drive go-to-market, strategy, and sales at OpenOps.

 Software Engineer @ Microsoft Azure

 SCA Group Manager @ Checkmarx

 VP R&D @ Ottopia

Rita Gorokhod

Co-Founder & CTO



Rita is an accomplished software architect with extensive experience working with CISOs and DevOps teams to remediate security & FinOps issues. Rita uses her technical expertise and deep understanding of FinOps pain points to develop the OpenOps platform.

 Senior Software Engineer @ Varonis

 Team Lead, Software Architect @ WalkMe

 Software Engineering @ SonarSource

Why OpenOps?



Amit and Rita founded OpenOps after encountering the same issues time and time again throughout their careers: visibility within cloud environments wasn't enough but building tools internally was not scalable or efficient.

Industry Buy-In

The OpenOps advisory board, including business and technology leader **Betsy Atkins** and cloud transformation expert **Uday Nagulavancha**, highlights the industry's excitement about OpenOps' No-code, highly-customizable approach to cloud optimization.



In today's cloud landscape, transformation isn't just about shifting workloads—it's about reshaping how organizations manage and optimize cloud investments. While traditional FinOps tools focus on cost management, the real challenge is bridging the gap between financial oversight and production environments. FinOps often struggle to turn insights into actionable strategies for engineers. OpenOps bridges this gap with an automation layer that leverages existing cost reports and aligns with production needs. By enabling real-time, scalable FinOps practices, OpenOps transforms financial accountability into an automated process, driving efficiency and cost optimization.



-Uday Nagulavancha

Cloud Transformation Expert

Backed by leading investors

work—bench

Angular Ventures

OpenOps is backed by global venture capitalist groups including Angular Ventures and Work Bench who have brought their experience, networks, and capital to help OpenOps develop a robust product and customer pipeline.

Reach out to contact@openops.com for a demo

contact@openops.com

openops.com

